

Scaled data based on original data using
LM-79-08 Approved Method: Electrical and Photometric Measurements of Solid-
State Lighting Products

Test Report Prepared for
Cooper Lighting Solutions
(formerly Eaton)

Brand: STREETWORKS

Report Number: P527132

Luminaire Tested: **GLAN-SA2A-827-U-5NQ-GRSWH**

Issue Date: 5/27/2021

Test Information

Test Method: LM-79-08
Report Number: P527132
TEST IS SCALED FROM IESNA LM-79-08 TEST DATA (G3-2011-057-6)
Test Lab: INNOVATION CENTER
Issue Date: 5/27/2021
Manufacturer: COOPER LIGHTING SOLUTIONS (FORMERLY EATON)
Product Line: STREETWORKS
Catalog Number: GLAN-SA2A-827-U-5NQ-GRSWH
Description: GALLEON AREA AND ROADWAY LUMINAIRE
(2) 80 CRI, 2700K, 615mA LIGHTSQUARES WITH 16 LEDS EACH AND TYPE V NARROW OPTICS WITH WHITE GLARE REDUCTION SHIELD
Light Source: -
Ballast/Driver: ELECTRONIC DRIVER

Summary

Lumens per Lamp: N/A
Luminaire Lumens: 6089 lumens
Efficiency: N/A
Efficacy: 96.7 lumens/watt
Luminous Opening: Rectangular (W 0.5' x L: 1' x H: 0')
IES Classification: Type V - Short
BUG Rating: B2 - U0 - G1

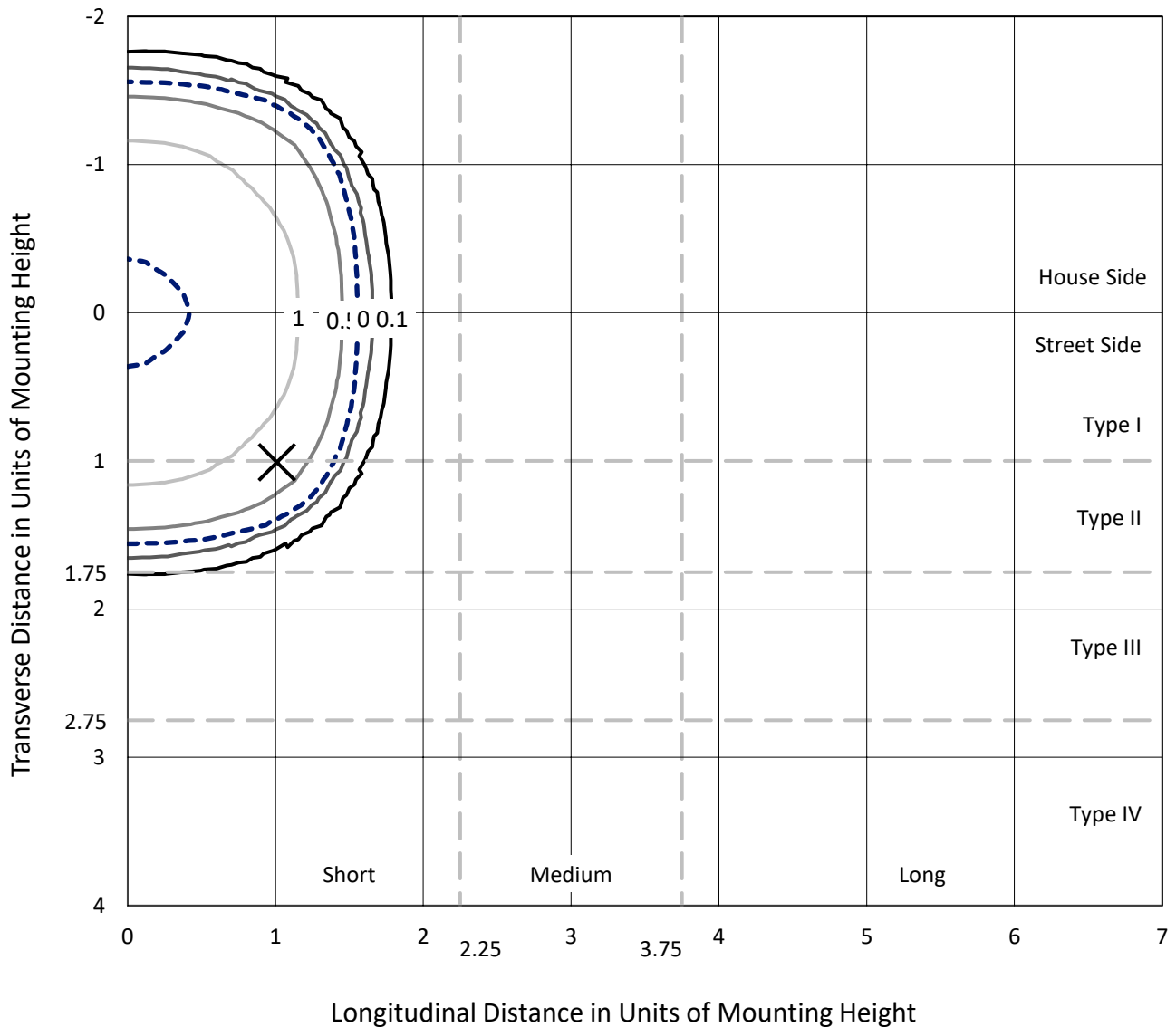
Input Watts (W): 63
Input Voltage (V): NR
Input Current (Ain): NR
Voltage Rise (V): NR
Power Factor: NR
Total Harmonic Distortion (THDi): NR
Frequency (hertz): 60
Stabilization Time: NR
Operation Time: NR
Ambient Temperature (°C): NR
Test Distance: 24 FT



REPORT NUMBER: P527132
 CATALOG NUMBER: GLAN-SA2A-827-U-5NQ-GRSWH

Iso-Footcandle Lines of Horizontal Illumination

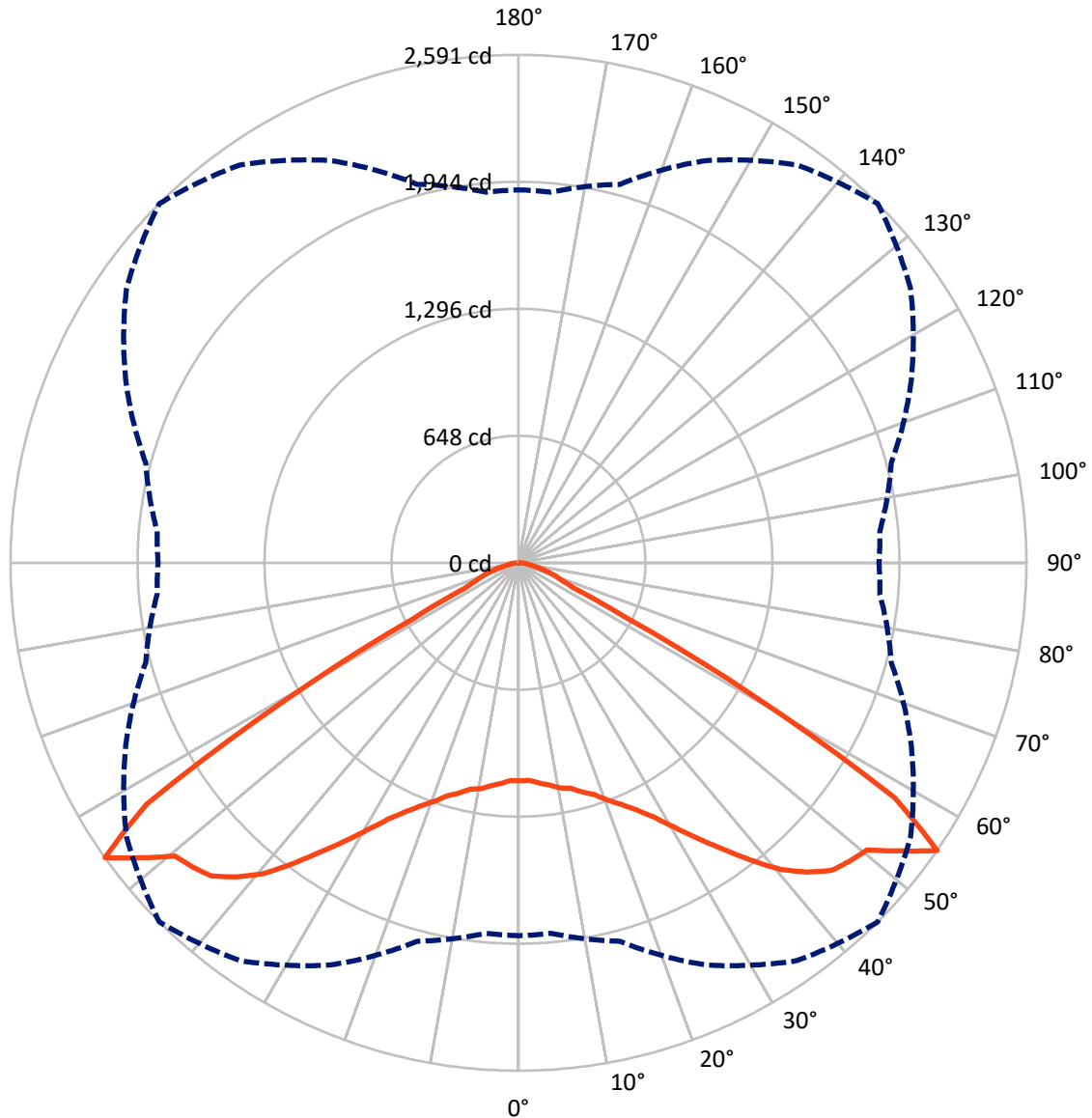
✕ Max cd
 - - - 1/2 Max cd



Based on 25 foot mounting height. Maximum calculated value = 1.8 fc
 Type V - Short - N/A

REPORT NUMBER: P527132
CATALOG NUMBER: GLAN-SA2A-827-U-5NQ-GRSWH

Luminous Intensity Polar Plot



— Vertical Plane Through 45-Deg Lateral - - - Horizontal Cone Through 55-Deg Vertical

REPORT NUMBER: P527132
 CATALOG NUMBER: GLAN-SA2A-827-U-5NQ-GRSWH

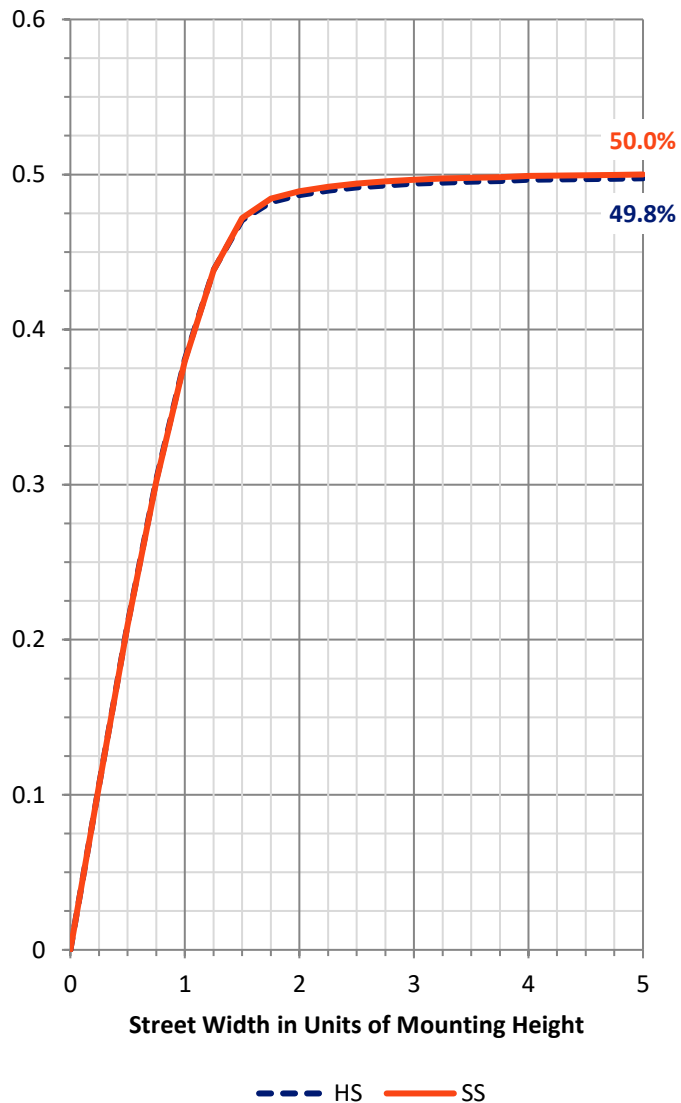
FLUX DISTRIBUTION:

		Downward	Upward	Total
House Side	Lumens	3044.5	0.0	3044.5
	% Fixture	50.0	0.0	50.0
Street Side	Lumens	3044.5	0.0	3044.5
	% Fixture	50.0	0.0	50.0
Total	Lumens	6089.0	0.0	6089.0
	% Fixture	100.0	0.0	100.0

ZONAL LUMENS:

Zone	Lumens	% Fixture
0°-10°	108.6	1.8
10°-20°	344.1	5.7
20°-30°	641.7	10.5
30°-40°	1074.4	17.6
40°-50°	1671.8	27.5
50°-60°	1735.9	28.5
60°-70°	368.1	6.0
70°-80°	121.2	2.0
80°-90°	23.1	0.4
90°-100°	0.0	0.0
100°-110°	0.0	0.0
110°-120°	0.0	0.0
120°-130°	0.0	0.0
130°-140°	0.0	0.0
140°-150°	0.0	0.0
150°-160°	0.0	0.0
160°-170°	0.0	0.0
170°-180°	0.0	0.0
0°-90°	6089.0	100.0
0°-180°	6089.0	100.0

Coefficient of Utilization

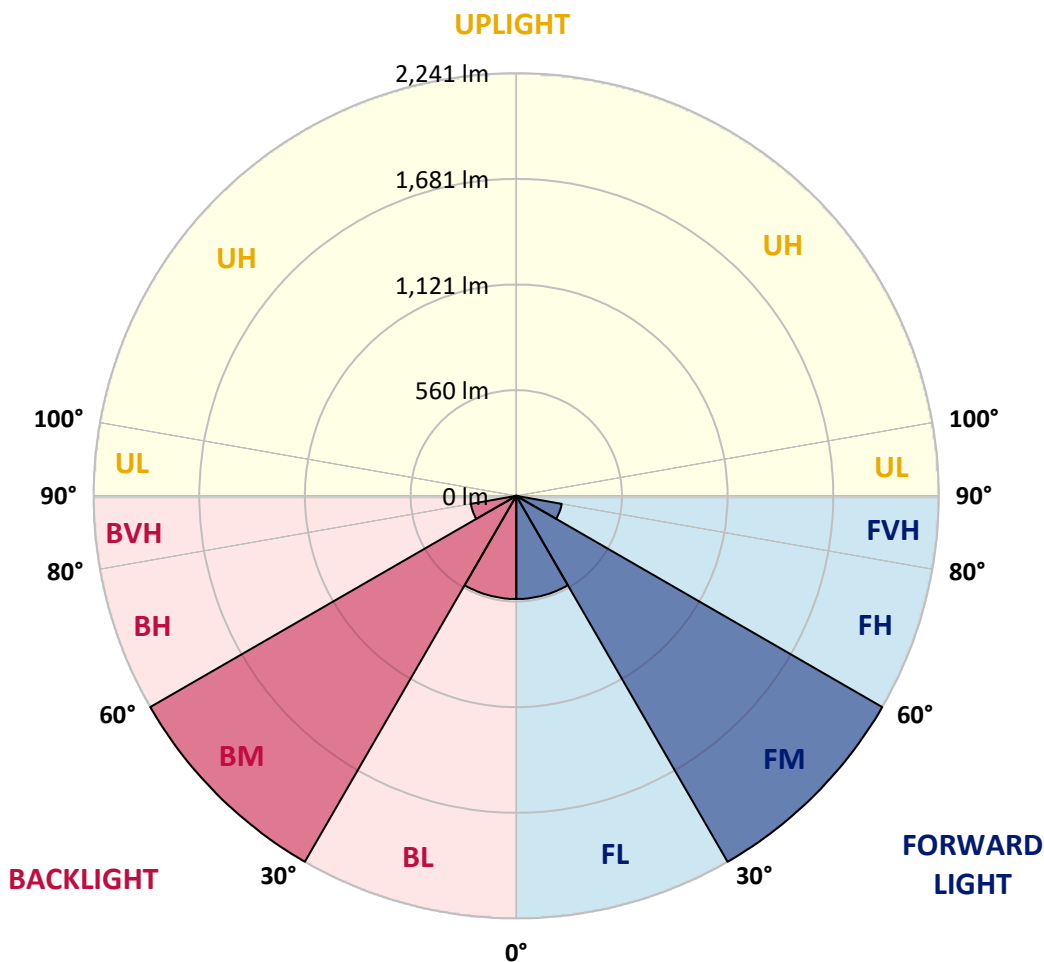


REPORT NUMBER: P527132
 CATALOG NUMBER: GLAN-SA2A-827-U-5NQ-GRSWH

LUMINAIRE CLASSIFICATION SYSTEM LUMEN TABLE AND BUG RATING:

Zone	Lumens	% Fixture	Zone Rating/Lumen Limit		
			B	U	G
FL (0°-30°)	547.2	9.0			
FM (30°-60°)	2241.1	36.8			
FH (60°-80°)	244.7	4.0			G0/660
FVH (80°-90°)	11.5	0.2			G1/100
BL (0°-30°)	547.2	9.0	B2/1000		
BM (30°-60°)	2241.1	36.8	B2/2500		
BH (60°-80°)	244.7	4.0	B1/500		G0/660
BVH (80°-90°)	11.5	0.2			G1/100
UL (90°-100°)	0.0	0.0		U0/0	
UH (100°-180°)	0.0	0.0		U0/0	

BUG Rating: B2-U0-G1
 Type V Short





REPORT NUMBER: P527132

CATALOG NUMBER: GLAN-SA2A-827-U-5NQ-GRSWH

CANDELA DISTRIBUTION (FULL):

	0°	5°	15°	25°	35°	45°	55°	65°	75°	85°	90°
0°	1111.8	1111.8	1111.8	1111.8	1111.8	1111.8	1111.8	1111.8	1111.8	1111.8	1111.8
2.5°	1125.0	1119.9	1111.0	1117.6	1122.8	1111.8	1116.2	1118.4	1116.9	1111.0	1113.2
5°	1141.2	1138.2	1130.9	1136.0	1129.4	1129.4	1125.0	1119.1	1127.9	1126.5	1130.2
7.5°	1141.2	1137.5	1152.2	1142.7	1145.6	1145.6	1138.2	1132.4	1136.8	1130.2	1126.5
10°	1164.0	1169.2	1162.5	1164.7	1163.3	1168.4	1157.4	1153.7	1150.0	1147.8	1143.4
12.5°	1191.2	1187.5	1189.8	1188.3	1193.4	1180.2	1173.6	1165.5	1172.1	1162.5	1169.2
15°	1213.3	1211.1	1213.3	1219.2	1214.0	1213.3	1201.5	1193.4	1183.1	1185.3	1175.0
17.5°	1243.5	1241.3	1242.0	1247.1	1246.4	1242.7	1233.9	1218.4	1214.8	1208.9	1202.3
20°	1288.3	1284.7	1283.2	1285.4	1289.1	1292.0	1274.4	1268.5	1256.0	1246.4	1235.4
22.5°	1326.6	1325.1	1331.0	1321.5	1329.6	1338.4	1321.5	1318.5	1287.6	1282.5	1270.7
25°	1379.6	1377.4	1373.7	1387.7	1397.2	1396.5	1380.3	1364.1	1340.6	1334.7	1334.7
27.5°	1435.5	1423.0	1442.1	1445.8	1462.7	1467.9	1453.9	1430.4	1408.3	1395.8	1398.7
30°	1505.4	1493.6	1498.0	1524.5	1546.6	1565.7	1530.4	1495.8	1464.9	1442.9	1439.2
32.5°	1575.3	1563.5	1576.8	1602.5	1646.7	1675.4	1640.8	1580.5	1544.4	1512.0	1518.6
35°	1632.0	1640.8	1662.1	1701.1	1746.7	1793.1	1737.9	1691.6	1640.0	1604.0	1609.1
37.5°	1723.2	1750.4	1767.3	1812.2	1877.0	1924.8	1867.4	1807.1	1751.9	1704.8	1688.6
40°	1842.4	1860.8	1879.9	1932.9	2009.4	2057.2	2002.8	1924.1	1869.6	1821.1	1818.8
42.5°	1973.4	1991.0	2010.9	2075.6	2121.2	2157.3	2107.3	2065.3	2005.0	1966.7	1964.5
45°	2125.7	2113.2	2135.2	2177.9	2216.2	2239.7	2207.3	2186.7	2143.3	2108.0	2104.3
47.5°	2227.2	2216.2	2255.9	2294.2	2300.0	2274.3	2280.9	2300.0	2254.4	2196.3	2214.7
50°	2286.1	2286.1	2312.6	2347.9	2336.8	2303.7	2356.0	2357.4	2311.8	2260.3	2260.3
52.5°	2183.8	2206.6	2281.6	2397.2	2434.0	2443.5	2431.7	2381.7	2262.5	2157.3	2152.2
55°	1902.7	1897.6	1999.1	2264.0	2478.1	2591.4	2441.3	2211.0	1968.9	1850.5	1838.7
57.5°	1237.6	1243.5	1395.0	1665.1	2051.3	2262.5	2009.4	1685.7	1395.0	1231.7	1247.1
60°	557.0	576.8	668.8	870.4	1202.3	1374.4	1205.2	914.6	701.9	609.2	617.3
62.5°	320.1	323.7	327.4	388.5	512.1	605.5	532.0	410.6	362.0	345.8	345.8
65°	270.0	267.8	268.6	273.7	287.0	306.1	298.0	287.0	288.4	287.0	284.7
67.5°	229.6	232.5	230.3	234.0	234.7	237.7	242.8	247.2	248.0	249.4	248.0
70°	188.4	189.1	190.6	193.5	194.2	196.5	203.8	207.5	209.7	209.7	212.6
72.5°	144.2	143.5	144.9	147.9	151.6	152.3	158.9	164.1	167.0	163.3	164.1
75°	94.9	95.7	97.9	100.1	105.2	110.4	112.6	117.7	118.5	119.9	116.3
77.5°	56.7	58.1	60.3	64.7	69.2	73.6	78.7	82.4	83.9	82.4	78.0
80°	36.8	36.8	39.7	43.4	48.6	52.2	55.2	58.1	60.3	58.1	56.7
82.5°	22.8	22.8	26.5	30.9	34.6	36.8	41.2	44.9	47.1	45.6	43.4
85°	11.8	12.5	15.5	19.1	22.1	23.5	22.8	20.6	18.4	17.7	16.2
87.5°	3.7	3.7	4.4	4.4	3.7	3.7	4.4	3.7	4.4	4.4	4.4
90°	0.0	0.0	0.0	0.0	0.0	0.0	0.0	0.0	0.0	0.0	0.0

(END OF REPORT)